

.250" Series Flag Female Nylon-insulated Terminal

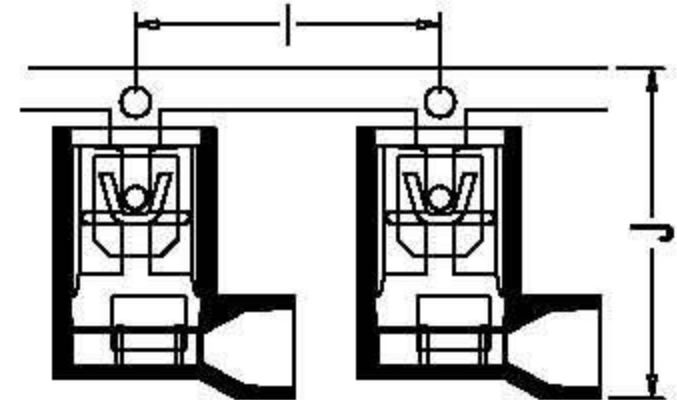
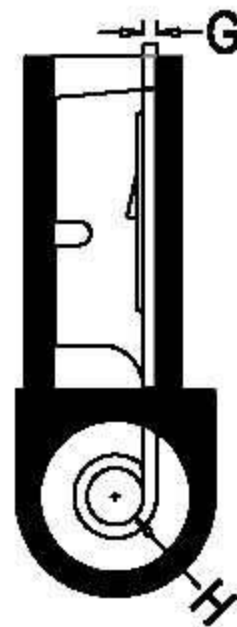
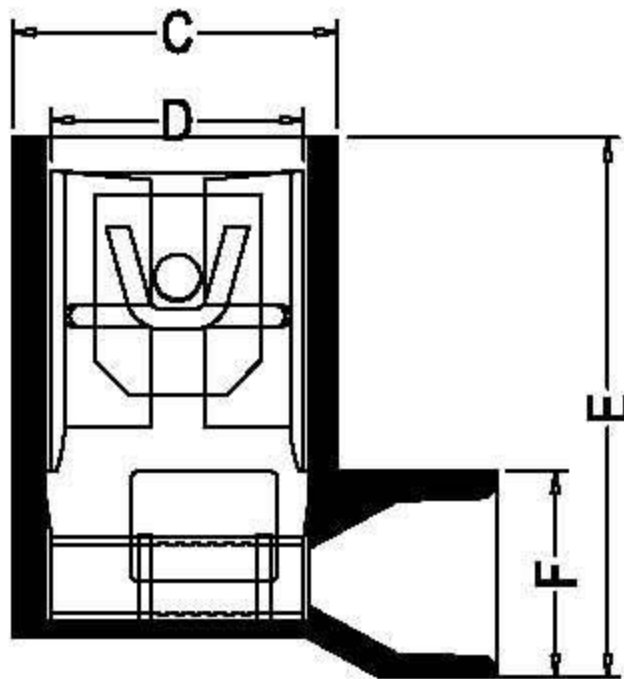
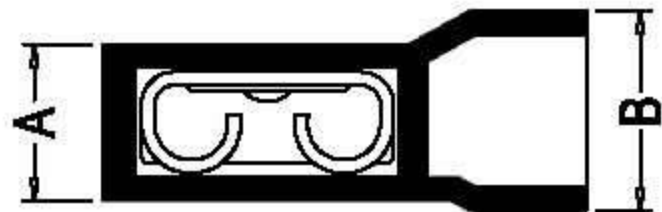
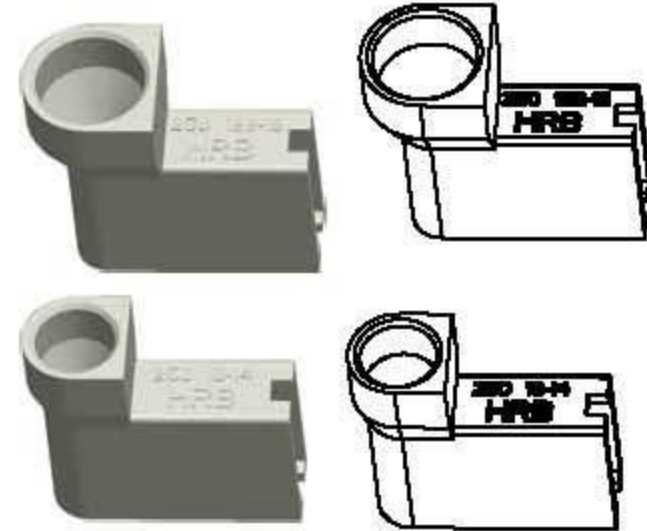


SPECIFICATIONS:

- **Current Rating:** AWG#22~#18 :10A AC,DC
AWG#16~#14 :15A AC,DC
AWG#12~#10 :24A AC,DC
- **Voltage Rating:** 300V AC,DC
- **Operating Temperature:** -25°C~+105°C
- **Material:** Housing: Nylon66 UL 94V-2
Terminal: Brass. Tin-plated
- **Tab Size:** 6.35x0.80mm
- **The insertion force And Male Terminal:** 7.8kg(max.)
- **The withdrawal force And Male Terminal:** 3.0kg(Min.)
- **Crimp tensile strength:** AWG#22~#18:5.0kg(Min.)
AWG#16~#14:10.0kg(Min.)
AWG#12~#10:34.0kg(Min.)
- **UL File No:** E322751

Shenzhen Hongru Connector Co., Ltd

Email: yukyli@hrb-connector.com
Tel: 86-0755 2709 6669
Fax: 86-0755 2709 2392
Skype: haiyuncheng-vivian
Mobile(whatsapp): 86-186 8112 3590
Website: <http://www.hrb-connector.com>



Ordering information and dimensions

250#	Part NO.	A	B	C	D	E	F	G	H	I	J	Wire Size	Ins.Dia.max
	M7600FN(S)-5(B)-b	4.70	6.40	9.80	7.60	16.20	6.56	0.40	2.30	18.70	19.60	AWG#16~#14	4.06mm
M7600FN(S)-5(B)-R	4.70	6.00	9.80	7.60	16.20	6.20	0.40	1.70	18.70	19.40	AWG#22~#18	3.05mm	
M7600FN(S)-5(B)-Y	6.20	10.00	9.80	7.60	18.35	10.00	0.40	3.50	23.90		AWG#12~#10	8.13mm	
M7600FN(S)-5(B)-b	4.70	8.30	9.80	7.60	17.20	8.30	0.40	2.30	18.70	20.50	AWG#16~#14	4.06mm	
M7600FN(S)-5(B)-R1	4.70	8.30	9.80	7.60	17.20	8.30	0.40	1.70	18.70	20.50	AWG#22~#18	5.84mm	