

.187" Series Flag Female Nylon-insulated Terminal

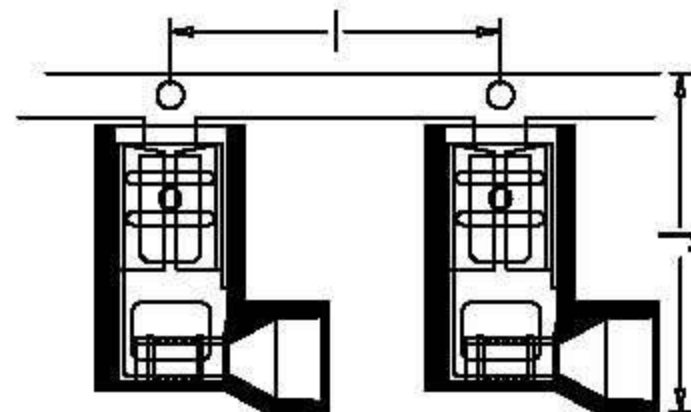
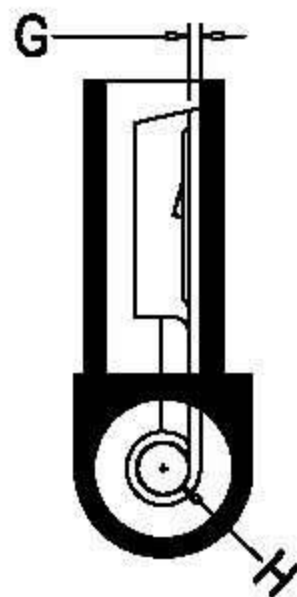
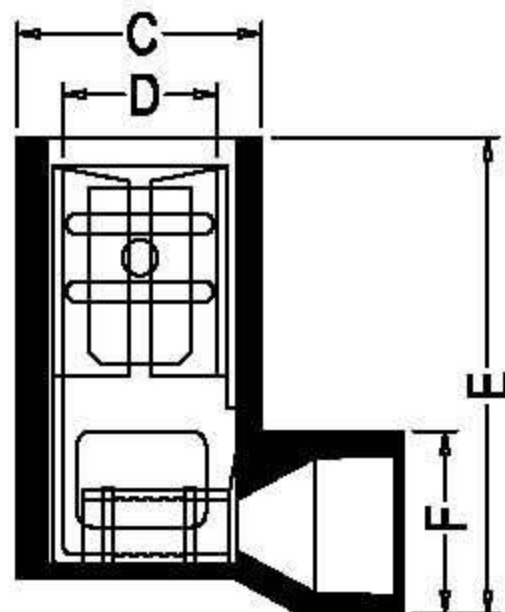
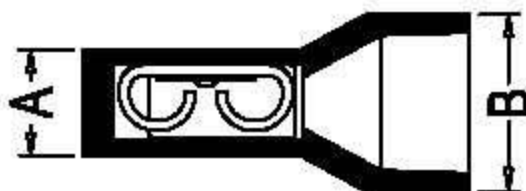
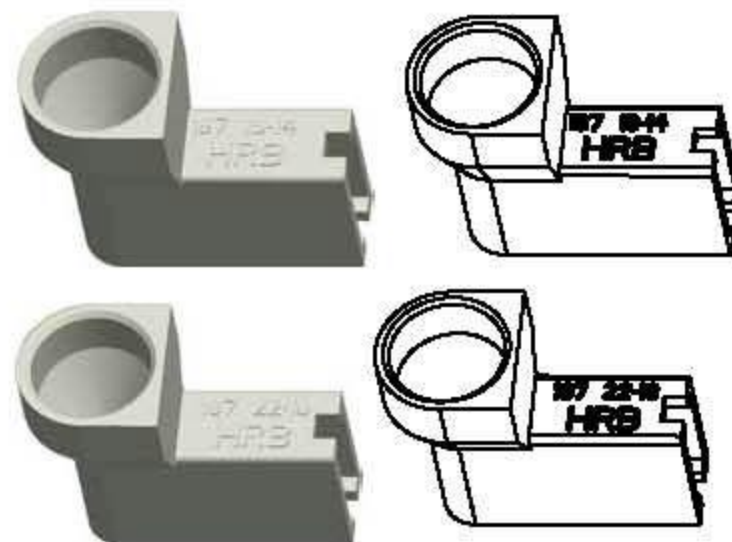


Shenzhen Hongru Connector Co., Ltd

Email: yukyli@hrb-connector.com
 Tel: 86-0755 2709 6669
 Fax: 86-0755 2709 2392
 Skype: haiyuncheng-vivian
 Mobile(whatsapp): 86-186 8112 3590
 Website: http://www.hrb-connector.com

SPECIFICATIONS:

- Current Rating: AWG#22~#18 :10A AC,DC
 AWG#16~#14 :15A AC,DC
- Voltage rating: 300V AC,DC
- Operating temperature: -25℃~+105℃
- Material: Housing: Nylon66 UL 94V-2
 Terminal: Brass. Tin-plated
- Tab Size: 4.75x0.80mm Or 4.75x0.50mm
- The insertion force And Male Terminal: 7.8kg(max.)
- The withdrawal force And Male Terminal: 3.0kg(Min.)
- Crimp tensile strength: AWG#22~#18: 5.0kg(Min.)
 AWG#16~#14: 10.0kg(Min.)
- cULus File No: E322751



Ordering information and dimensions

187	Part NO.	A	B	C	D	E	F	G	H	I	J	Wire Size	Ins. Dia. max
	M7600FN(S)-B(5)-b	4.70	6.40	8.30	5.20	16.45	6.40	0.40	2.30	17.30	19.80	AWG#16~#14	4.06mm
M7600FN(S)-B(8)-b	4.70	6.40	8.30	5.20	16.45	6.40	0.40	2.30	17.30	19.80	AWG#16~#14	4.06mm	
M7600FN(S)-B(5)-R	4.70	6.00	8.30	5.88	16.20	6.20	0.40	1.70	17.30	19.80	AWG#22~#18	3.05mm	
M7600FN(S)-B(8)-R	4.70	6.00	8.30	5.88	16.20	6.20	0.40	1.70	17.30	19.80	AWG#22~#18	3.05mm	
M7600FN(S)-B(5)-b1	4.70	8.30	8.30	5.88	17.20	8.30	0.40	2.30	17.30	20.50	AWG#16~#14	6.60mm	
M7600FN(S)-B(8)-b1	4.70	8.30	8.30	5.88	17.20	8.30	0.40	2.30	17.30	20.50	AWG#16~#14	6.60mm	
M7600FN(S)-B(5)-R1	4.70	8.30	8.30	5.88	17.20	8.30	0.40	1.70	17.30	20.50	AWG#22~#18	5.84mm	
M7600FN(S)-B(8)-R1	4.70	8.30	8.30	5.88	17.20	8.30	0.40	1.70	17.30	20.50	AWG#22~#18	5.84mm	

